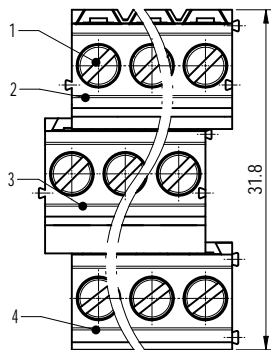
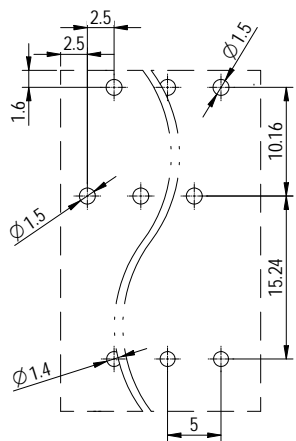
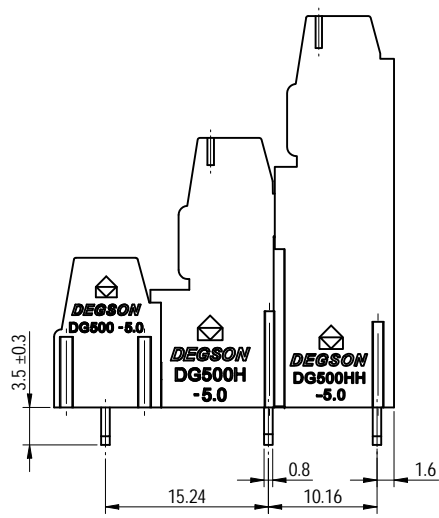
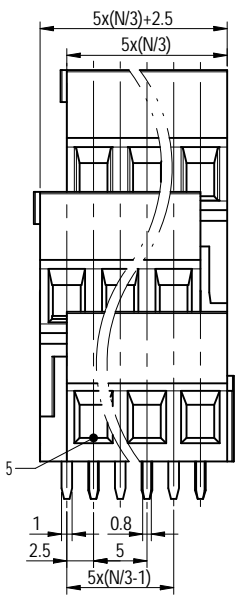
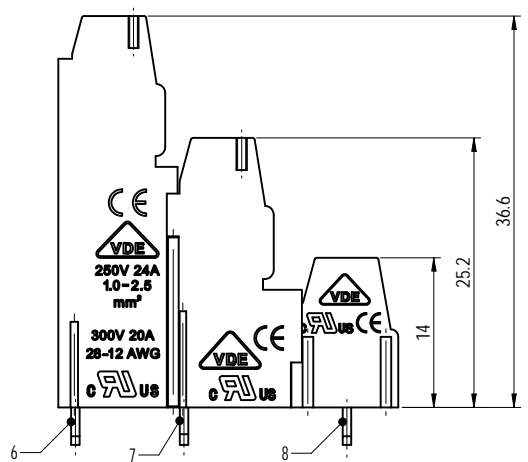



PCB LAYOUT



| 公差/General tolerances (mm) | | | | | | | | | | 0.1/10 | | | | | | | | | | | | |
|--|----|----|-----|-----|-----|-----|-----|------|------|--------|-------|--------------|-----------|---------|-------|-------|-------|-------|-------|-------|-------|-------|
| 0 | >3 | >6 | >10 | >18 | >30 | >50 | >80 | >120 | >180 | >250 | >315 | >400 | >500 | D ±2 | | | | | | | | |
| ~ | 3 | 6 | 10 | 18 | 30 | 50 | 80 | 120 | 180 | 250 | 315 | 400 | 500 | | | | | | | | | |
| ±0.12 | | | | | | | | | | ±0.18 | ±0.22 | ±0.26 | ±0.31 | ±0.37 | ±0.57 | ±0.80 | ±0.93 | ±1.05 | ±1.15 | ±1.60 | ±2.20 | ±2.50 |
| UL 标准/UL Standard: | | | | | | | | | | B | C | D | | | | | | | | | | |
| 额定电压/电压/Rated Voltage(V)/Current(A) | | | | | | | | | | 300/20 | | / | 300/10 | | | | | | | | | |
| IEC 标准/IEC Standard: | | | | | | | | | | | | | | | | | | | | | | |
| 过压类别/Ovenvoltage Category/污染等级/Pollution Degree | | | | | | | | | | III/3 | | III/2 | II/2 | | | | | | | | | |
| 额定电压/电压/Rated Voltage(V)/Current(A) | | | | | | | | | | / | | 250/18 | / | | | | | | | | | |
| 工频耐压/Withstanding Voltage(V/min) | | | | | | | | | | / | | AC2000 | / | | | | | | | | | |
| 螺丝扭矩/Torque Tightening(N·m/Lb·in) | | | | | | | | | | / | | M2.5 | 0.4/3.6 | | | | | | | | | |
| 线径范围(硬线和软线)/Wire Range(rigid and flexible)(AWG/mm ²) | | | | | | | | | | / | | 28~12 | / 1.0~2.5 | | | | | | | | | |
| 间距/Pitch(mm)/线数范围/Poles | | | | | | | | | | / | | 5.0/N=06~72P | / | | | | | | | | | |
| 剥线长度/Stripping length(mm) | | | | | | | | | | / | | 7~8 | / | | | | | | | | | |
| 使用温度范围/Operating temperature(°C) | | | | | | | | | | / | | -40~+105 | / | | | | | | | | | |
| 符合RoHS环保要求/Conform to RoHS | | | | | | | | | | / | | Yes | / | | | | | | | | | |



Note:
The A&Z(H) in the name means: A(H) and Z(H).

| 8 | Pin header 1 | Copper alloy | Sn Plated |
|------|--------------|--------------|----------------|
| 7 | Pin header 2 | Copper alloy | Sn Plated |
| 6 | Pin header 3 | Copper alloy | Sn Plated |
| 5 | Cage | Copper alloy | M2.5/Ni Plated |
| 4 | Housing 1 | PA66 | UL94V-0 |
| 3 | Housing 2 | PA66 | UL94V-0 |
| 2 | Housing 3 | PA66 | UL94V-0 |
| 1 | Screw | Steel | M2.5/Zn Plated |
| ITEM | NAME OF PART | MATERIAL | NOTES |

| | | | | |
|---------------|------------|-----------------------------------|------------------|-----------------|
| DEGSON | | MATERIAL: / | SURFACE/COLOR: / | |
| APPD: 竺春华 | 2023.03.02 | MAT NO./REV: - | /01 | MAT STATUS: 批量 |
| CHKD: 陈超 | 2023.03.02 | NAME: DG500A3-5.0-XXP-1Y-00A&Z(H) | | |
| DRFT: 郑学龙 | 2023.03.02 | DRAWING NO.: | TYPE: | DRAWING STATUS: |
| | | 200025663 | CUSTOMER DRAWING | 已发布 |
| 00 | REV | ECN | DESCRIPTION | DRFT |
| | | | | DATE |
| | | | | 比例尺 |
| | | | | 2:1 |
| | | | | 张数 |
| | | | | 1/1 |

| | | | | | |
|----|-----|-----|-------------|------|------------|
| 00 | REV | ECN | DESCRIPTION | DRFT | DATE |
| | | | | 郑学龙 | 2023.03.02 |

Transfer or duplication of this document as well as the utilization or reproduction of its contents without the written consent of DEGSON is prohibited. All rights reserved for patent. 未经授权复制或传播本文件以及未经许可使用或复制其内容均被禁止。所有权利均保留专利。